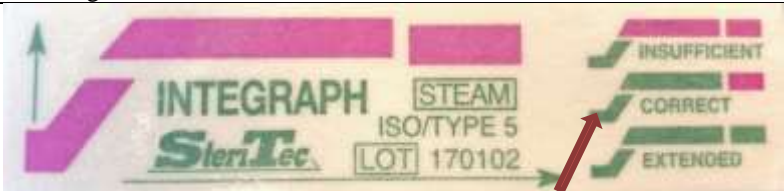
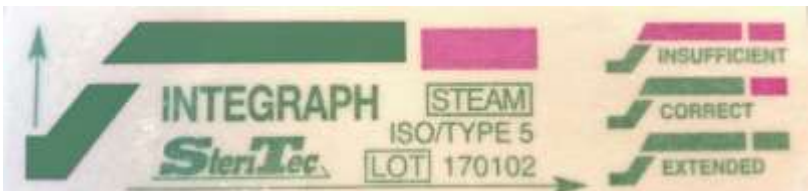





Instructions for Use: Integraph Steam Sterilization Integrator

Brand Name of Product	Integraph Multi-Function Steam Sterilization Integrator
Generic Name of Product	Steam Sterilization Integrator
Product Code Number(s)	CI 101
Purpose of Product	The SteriTec Integraph provides an integrated response to steam sterilization in pre-vacuum sterilizers operating at 132-134°C for 3 minutes or longer and at 121°C for 12 minutes or longer. The Integraph integrator gives a visible confirmation of the attainment of sterilization conditions at the location within the sterilization chamber.
Range of Applications for Product	
Key Specifications of Product	<ul style="list-style-type: none"> The Integraph has 3 different timing indicator inks printed on each indicator. The user can determine: <ol style="list-style-type: none"> If only the first indicator bar turns <i>green</i>, the integrator has been subjected an insufficient steam sterilization process. If the first and second bars turn <i>green</i>, sterilization conditions were met. If the first 2 bars turn <i>green</i> as well as the short bar, sterilization conditions occurred for an extended period of time. Color change: Purple to green Indicator stability: Before and after sterilization: Excellent

Shipping & Storage	
Shipping Conditions & Requirements	
Storage Conditions	<ul style="list-style-type: none"> Store at 10-38°C (50-100°F) Indicator strips are packaged in tamper evident moisture barrier foil bags After removing indicators for use, reseal ziplock to protect remaining indicators from exposure to high humidity environmental conditions.
Packaging Conditions	
Shelf Life	The expiration date is printed on the product packaging

Instructions for Using Product	
Description of Use (s)	Designed to give visible indication that sterilizing conditions were met in pre-vacuum sterilizers operating at 132-134°C for 3 minutes or longer and at 121°C for 12 minutes or longer.
Preparation for Use	Remove the desired number of SteriTec Cross-Check Indicator Strips from the package and re-seal the bag.
Diagrams (drawings, pictures)	<div style="text-align: center;">  <p>Unprocessed Integrator Color guide to Interpret results</p> </div> <div style="text-align: center; margin-top: 20px;">  <p>PASS Result for Standard Cycles</p> </div>

	 <p style="text-align: center;">PASS Results</p>
Steps for Use of Product	<ol style="list-style-type: none"> Place an IntegrAPH strip in each pack, peel-pouch, or tray for sterilization. Place strip at a location in the package considered most difficult for steam to reach. For larger packs, place strips at several locations in pack. Sterilize package as usual in a steam sterilizer. Following sterilization cycle, verify that indicator check mark and long bar have turned from purple to green. The short bar will only change completely in sterilization cycles exceeding 10 minutes at 134°C or 30 minutes at 121°C. If the long bar is not green, it suggest inadequate sterilization conditions and item(s) must be re-sterilized with new indicator strip(s). <p>If there is any doubt about sterility of an item, it must be considered NOT sterile.</p>
Interpretation of Results	<ul style="list-style-type: none"> If only the first indicator bar turns <i>green</i>, the integrator has been subjected an insufficient steam sterilization process. If the first and second bars turn <i>green</i>, sterilization conditions were met. If the first 2 bars turn <i>green</i> as well as the short bar, sterilization conditions occurred for an extended period of time. Unexposed- IntegrAPH integrators are designed to change color form purple to green when all parameters for steam sterilization...time, temperature, and the presence of saturated steam are met. Exposed- When both of the first two bars turned completely green, sterilization conditions have been met.
Contraindications of Test Results	
Documentation	
Special Warnings and Cautions	
Disposal	It is recommended to dispose of the used indicator when expired in a biohazard container in compliance with facility protocols.

Reprocessing Instructions																																				
Point of Use																																				
Preparation for Decontamination																																				
Disassembly Instruction																																				
Cleaning – Manual																																				
Cleaning – Automated																																				
Disinfection																																				
Drying																																				
Maintenance, Inspection, and Testing																																				
Reassembly Instructions																																				
Packaging																																				
Sterilization	<ul style="list-style-type: none"> Critical parameters (in a standard hospital steam pre-vacuum sterilizer-color change end point) <table border="1" style="margin-left: 20px;"> <thead> <tr> <th>Degrees</th> <th>Check Mark Insufficient</th> <th>Long Bar Correct</th> <th>Short Bar Extended</th> </tr> </thead> <tbody> <tr> <td>134°C</td> <td>1 minute</td> <td>3 minutes</td> <td>10 minutes</td> </tr> <tr> <td>132 °C</td> <td>1.5 minutes</td> <td>3.5 minutes</td> <td>11 minutes</td> </tr> <tr> <td>121 °C</td> <td>5 minutes</td> <td>12 minutes</td> <td>30 minutes</td> </tr> </tbody> </table> Stated values (as determined in a steam resistometer timing-color change end point) <table border="1" style="margin-left: 20px;"> <thead> <tr> <th>Degrees</th> <th>Check Mark Insufficient</th> <th>Long Bar Correct</th> <th>Short Bar Extended</th> </tr> </thead> <tbody> <tr> <td>134°C</td> <td>3.25 minutes</td> <td>4.75 minutes</td> <td>11 minutes</td> </tr> <tr> <td>132 °C</td> <td>3.75 minutes</td> <td>5.5 minutes</td> <td>12 minutes</td> </tr> <tr> <td>121 °C</td> <td>8 minutes</td> <td>12.5 minutes</td> <td>30 minutes</td> </tr> </tbody> </table> 	Degrees	Check Mark Insufficient	Long Bar Correct	Short Bar Extended	134°C	1 minute	3 minutes	10 minutes	132 °C	1.5 minutes	3.5 minutes	11 minutes	121 °C	5 minutes	12 minutes	30 minutes	Degrees	Check Mark Insufficient	Long Bar Correct	Short Bar Extended	134°C	3.25 minutes	4.75 minutes	11 minutes	132 °C	3.75 minutes	5.5 minutes	12 minutes	121 °C	8 minutes	12.5 minutes	30 minutes			
Degrees	Check Mark Insufficient	Long Bar Correct	Short Bar Extended																																	
134°C	1 minute	3 minutes	10 minutes																																	
132 °C	1.5 minutes	3.5 minutes	11 minutes																																	
121 °C	5 minutes	12 minutes	30 minutes																																	
Degrees	Check Mark Insufficient	Long Bar Correct	Short Bar Extended																																	
134°C	3.25 minutes	4.75 minutes	11 minutes																																	
132 °C	3.75 minutes	5.5 minutes	12 minutes																																	
121 °C	8 minutes	12.5 minutes	30 minutes																																	
Storage																																				
Additional Information																																				

Related Healthmark Products	Steam Sterilization Integrators, Steam Sterilization Monitors
Other Product Support Documents	Steriking™ Sterilization Products Brochure, Steriking™ Sterilization Products Price List
Reference Documents	SteriTec Product Technical Data Sheet
Customer Service Contact	Healthmark Industries Company, Inc 33671 Doreka Fraser, MI 48026 1-586-774-7600 healthmark@hmark.com hmark.com

2018-11-05 troom