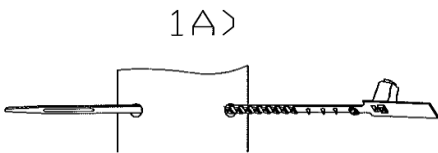




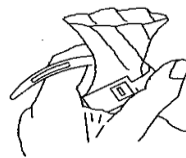
Long Cynch-Loks (927 Series)



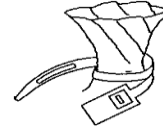
1A)

1A)

THREAD SEAL THROUGH HOLES IN
BAG NECK

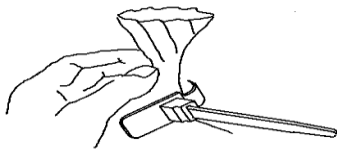


1B)



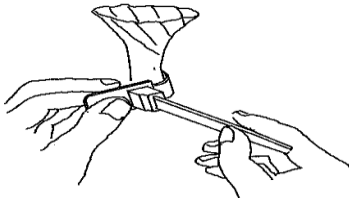
1B)

WRAP STRAP AROUND NECK OF BAG



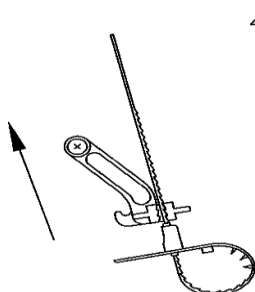
2)

PLACE STRAP THROUGH
LOCKING CHAMBER WITH
TEETH TOWARDS NECK
OF BAG.



3)

PULL STRAP MANUALLY OR
PLACE HOOK OF PULLER TOOL
IN SLOTTED STRAP-END. PULL
TIGHTLY.



4)

FOR TIGHT GRIP, PLACE JAWS
OF TOOL OVER TEETH & PULL.
THE BAG IS NOW SECURELY
SEALED.

TO REMOVE SURPLUS STRAP,
PLACE JAWS OF TOOL OVER
TEETH AT LOCKING CHAMBER &
TWIST STRAP.

