


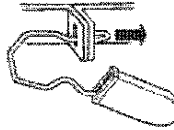
TAMPER EVIDENT SEALS INSTRUCTIONS FOR USE

**Plastic &
Wire**

PWR-6




1. Pull on wire to remove loose hasp end from seal body.



2. Pass open end through opening of object to be sealed.



3. Re-insert hasp end into slot seal body. Firmly push down hasp until it is securely sealed. Pull on seal to insure locking mechanism is engaged.



4. Twist seal body to remove.