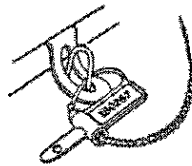
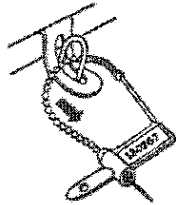


# TAMPER EVIDENT SEALS INSTRUCTIONS FOR USE

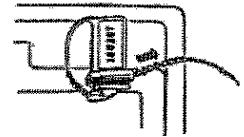
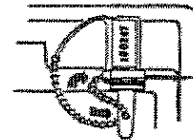
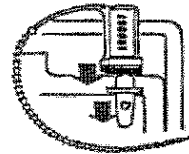
## Cynch-Loks

6020



For Normal Apertures:  
1. Detach bail tip from locking barrel. Pass bail through opening of item to be sealed and through tapered end of locking barrel.

2. Pull bail tightly all the way through. Tug on seal to insure it's securely locked.



For Narrow Slot Apertures:  
1. Detach bail tip from locking barrel. Insert tab into narrow slot.

2. Bend tab upwards & pass bail through hole of tab. Twist bail around & insert into tapered end of locking barrel.

3. Pull bail through barrel as far as it will go.