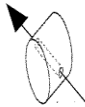


TAMPER EVIDENT SEALS

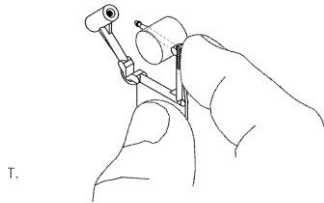
INSTRUCTIONS FOR USE

5224 Series Twist-Loks

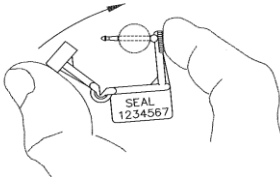
- 1.) MAKE SURE APERTURE IS
READY TO ACCEPT SEAL.



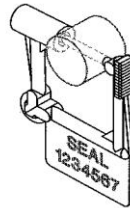
- 2.) PLACE ARROW COMPLETELY
THROUGH APERTURE SLOT/OPENING.



- 3.) USING THUMB AND FOREFINGER
APPLY PRESSURE AND CLOSE.
A CLICK SHOULD BE HEARD TO
ENSURE PROPER SEAL ENGAGEMENT.



- 4.) INSTALLED SEAL



- 5.) TO REMOVE, TWIST IN ANY
DIRECTION TO BREAK THE
SHAFT/CHEVRON OF SEAL.

