




Healthmark Industries Company

Sterilization Packaging


A complete line of sterilization packaging, accessories and indicators engineered to the highest standards world-wide



Steriking® Packaging
Page 2



Sterility Assurance Covers
Page 5



Roll Cutters
Page 5



Heat Sealers
Page 5



Packaging Work Stations
Page 6



UnderGuard™ Absorbent
Liners
Page 6



Container Locks
Page 9



Markers for Sterile Packaging
Page 10



Sterility Assurance Products
Page 10

Call:800-521-6224

Fax:586-491-2113

www.HMARK.com



The Striking® Story

The Striking® Story Quality You Can Not Tear Into


• The Packaging Failure Paradox

Packaging failures are of two types: bursting during sterilization and film tear and/or paper shear when opening a package. Bursting is the result of inadequate seal strength between the plastic laminate and the medical grade paper. Tearing and shearing is the result of a laminate that is weaker than the seal strength between the laminate and the paper. Thus the paradox - a strong seal strength can lead to tearing of a weak laminate. A seal weak enough to protect the laminate, is more likely to burst under the radical pressure changes imposed by modern pre-vacuum sterilizers. The key to reducing failure is a stronger laminate.

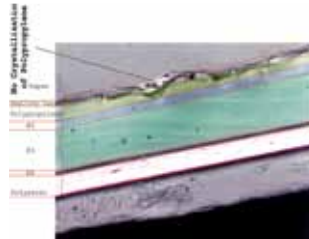
like elastomers that have excellent elasticity and tensile strength. The result is a laminate that is far less likely to tear than conventional laminates.

• A Strong Laminate Means a Strong Seal

Remember the paradox - the stronger the seal, the less likely the bursting, but the more likely the tearing? The superior tensile strength of Multi-X9® now makes possible greater seal strength without tearing. The seal strengths of the Striking® Multi-X9® packaging are higher than those required by international standards and than those of competitive products. The result - a greatly reduced incidence of bursting.



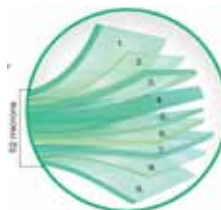
Standard 2-ply Pouch after Sterilization
After heat exposure, conventional film demonstrates a clear increase in crystallization.



Multi-X9® Pouch after Sterilization
After heat exposure, the Multi-X9 demonstrates very limited crystallization.


• How Does Laminate Weaken?

Conventional packaging laminate is made of two layers of polypropylene. When exposed to the high heat of steam sterilization, polypropylene crystallizes. This crystallization makes the material more brittle reducing the tensile strength of the laminate. This significantly increases the chance for tearing or shearing.



The 9 Layers


1. 50/50 PET heat resistant outer layer
2. TIE layer
3. PP elastic layer
4. PP green-colored body layer
5. PP body layer
6. PP elastic layer
7. PP added stabilizing layer
8. PP stabilizing layer
9. PP inner release layer



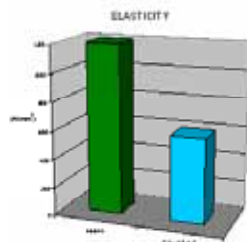
When compared to competitive brands of packaging, the seal strength of Striking® is 40% -60% stronger

• The Final Key to Superior Strength - High-Weight Medical Paper

Striking® manufactured with 70 gram paper. Most other brands utilize 60 gram. Why is this important? Heavier weight paper has 5% better tensile strength when dry and more importantly 17% when wet! This means improved tear strength. Water repellency and air permanence are also superior with 70 gram paper.



Multi-X9 experiences far less crystallization than conventional film.



The modulus of elasticity is measured after autoclaving. Multi-X9 remains far more elastic than conventional film.



60 Gram Paper



70 Gram Paper

The density of fibers is visibly greater with 70 gram when compare with 60 gram paper. The result is an improved barrier against environmental damage including water repellency, and mechanical strength.

• The 9 Layer Multi-X9® Reduces Crystallization

The Multi-X9 Laminate is a multilayer film with nine very fine layers, which makes it very tough and durable. The surface layer is a polyester (PET) with high temperature resistance. The inside layer next to the instrument to be sterilized is also a high temperature material. The other layers consist of non-crystallizing, highly modified rubber-

• Complete Line of Packaging to Choose From

Single source for all styles and types of pouches: Pre-cut heat-seal, rolls, self-seal, gusseted, paper bags, and Tyvek®.

Call:800-521-6224

Fax:586-491-2113

www.HMARK.com

Steriking® Sterilization Packaging



Feature Rich Heat Seal Pouches


1. Heat-sealed upper corners prevent dust from collecting at the opening seal, reducing the risk of contamination when opened.
2. The indicator imprints for steam and gas are subjected to the same sterilization conditions as the packaged product.
3. The multiline parallel seams are extremely strong, durable and promote a clean peel.
4. Thumb notches at each end make the filling and opening of a pack easier.

Code#	Width	Length	Qty	Code#	Width	Length	Qty
24	3.000	6.000	2400	13	6.000	15.750	1200
2	3.000	7.750	2400	28	6.000	20.500	1200
4	3.000	10.500	3600	33	7.000	12.500	1000
25	4.000	6.000	2400	7	8.000	10.500	600
3	4.000	7.750	1800	7A	8.000	14.000	1000
5	4.000	10.500	3000	10	8.000	15.750	600
8	4.000	12.000	1200	16	10.000	15.000	1200
19	4.000	14.000	1200	29	10.500	13.750	600
12	4.000	22.500	1800	30	10.500	17.250	600
27	4.750	15.750	1200	14	11.750	22.500	600
15	6.000	7.750	1200	21	12.000	18.000	600
6	6.000	10.500	1800	31	16.500	19.500	500
26	6.000	13.750	1800	32	16.500	23.500	500

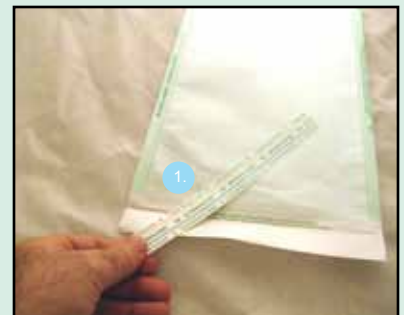


Easy to Use Self Seal Pouches

1. Steriking Self Seal pouches feature the innovative and convenient chemical indicator (Class 1) peel-off strip. Simply peel and place inside the pouch.
2. The sterilizable adhesive strip promotes a tight, impermeable closing of the pack.
3. The closing flap is prefolded to facilitate the sealing of the pouch.



Code#	Width	Length	Qty
SS-T10	2.333	10.000	1000
SS-T1	3.500	8.000	1000
SS-T2	3.500	10.000	1000
SS-T3A	4.000	25.000	1000
SS-T4	5.000	10.500	1000
SS-T4A	5.000	15.000	1000
SS-T5A	7.500	13.000	1000
SS-T6	10.000	15.500	600
SS-T7	12.000	18.000	600



Economical Packaging Rolls

The indicators are imprinted along the seam of the packaging subjecting them to the same conditions of sterilization as the contents without the risk of ink contamination. Steriking rolls are marked with a symbol indicating the correct peeling direction.



Code#	Width	Length (ft)	Qty
R 39	2	100	10
R 40	3	100	10
R 41	4	100	10
R 42	6	100	10
R 43	8	100	6
R 44	10	100	6
R 45	12	100	6

Call:800-521-6224

Fax:586-491-2113

www.HMARK.com



Steriking® Specialized Packaging



Tyvek® for Gas-Plasma

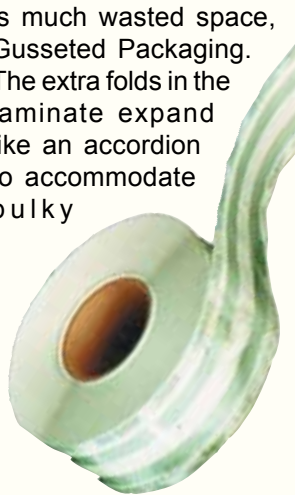
Steriking® Tyvek® Packaging is manufactured with the same commitment to quality as our complete family of packaging. Designed for optimal use in low temperature sterilization methods, including Gas-Plasma, EtO and Irradiation. Steriking Tyvek is available in Heat Seal, Self Seal and Rolls. They are designed to offer high resistance to penetration by contaminating microorganisms, to peel open cleanly with a minimum of fiber tear and allows quick passage of sterilizing gas and accompanying moisture vapor.

Code#	Description	Width	Length	Qty
TV38	Heat Seal Tyvek Packaging	3.000	8.000	200
TV41	Heat Seal Tyvek Packaging	4.000	10.000	200
TV62	Heat Seal Tyvek Packaging	6.000	12.000	200
TV85	Heat Seal Tyvek Packaging	8.000	15.000	200
TV95	Heat Seal Tyvek Packaging	10.000	15.000	200
TV99	Heat Seal Tyvek Packaging	10.000	19.500	200
LTSS1	Self Seal Tyvek Packaging	3.500	8.000	1000
LTSS2	Self Seal Tyvek Packaging	3.500	9.750	1000
LTSS4	Self Seal Tyvek Packaging	5.000	10.500	1000
LTSS4A	Self Seal Tyvek Packaging	5.000	15.000	1000
LTSS5A	Self Seal Tyvek Packaging	7.500	13.000	1000
LTSS6	Self Seal Tyvek Packaging	10.000	15.000	600
LTSS7	Self Seal Tyvek Packaging	12.000	17.500	600
TVR-3	Tyvek Roll	3.000	330.000	1
TVR-4	Tyvek Roll	4.000	330.000	1
LTR42/31	Tyvek Roll	6.000	100.000	10
TVR-8	Tyvek Roll	8.000	330.000	1
LTR43A/31	Tyvek Roll	9.000	100.000	6
TVR-10	Tyvek Roll	10.000	330.000	1
TVR-12	Tyvek Roll	12.000	330.000	1



Gusseted Packaging for Over-Sized Contents

Large items require more packaging space. But when an oversized pouch is utilized there is much wasted space, and an increased opportunity for damage. The solution is Gusseted Packaging. The extra folds in the laminate expand like an accordion to accommodate bulky items.



The proper size package in width and length can then be used. Gusseted Packaging is available both in Heat Seal Pouches and in Rolls.

But when an oversized pouch is utilized there is much wasted space, and an increased opportunity for damage. The solution is Gusseted Packaging.

Code#	Description	Width	Length	Height	Qty
B35	Pre-Cut Gusseted Pouch	4.000	12.000	2.000	500
B30	Pre-Cut Gusseted Pouch	4.000	14.250	2.000	500
B31	Pre-Cut Gusseted Pouch	6.000	15.000	2.000	500
B32	Pre-Cut Gusseted Pouch	6.000	18.000	2.000	500
B36	Pre-Cut Gusseted Pouch	8.000	15.750	2.250	250
B33	Pre-Cut Gusseted Pouch	8.000	20.000	2.000	250
B37	Pre-Cut Gusseted Pouch	10.000	19.000	2.500	250
B34	Pre-Cut Gusseted Pouch	12.000	22.000	3.500	250
RB50	Gusseted Roll	3.000	330.000	2.000	1
RB51	Gusseted Roll	4.000	330.000	2.000	1
RB52	Gusseted Roll	6.000	330.000	2.000	1
RB53	Gusseted Roll	8.000	330.000	2.000	1
RB54	Gusseted Roll	10.000	330.000	2.000	1
RB55	Gusseted Roll	12.000	330.000	2.000	1
RB56	Gusseted Roll	14.000	330.000	2.000	1
RB57	Gusseted Roll	16.000	330.000	2.000	1


Dust Covers, Roll Cutters & Heat Sealers



Sterility Assurance Dust Covers

Special linear tear material is exceptionally strong, but once scored, easy to tear. With no perforations, the chance for unintended tearing is eliminated.

Width	Length	Qty	Self Seal	Heat Seal
6	10	1000	SE0610	SM0610
8	12	1000	SE0812	SM0812
10	15	1000	SE1015	SM1015
12	20	500	SE1220	SM1220
16	22	500	SE1622	SM1622
16	30	250	SE1630	SM1630
24	30	250	SE2430	SM2430



Roll Dispenser with Cutting Device

This premium quality roll cutter has an integrated cutting device for precise production of desired size packaging.

Code#	Description
TS900	44" wide stainless steel roll cutter & dispenser
TS750	38" wide stainless steel roll cutter & dispenser
TS600	32" wide stainless steel roll cutter & dispenser
TS450	18" wide stainless steel roll cutter & dispenser

Heat Sealer Solutions

Continuous feed is the most efficient method for sealing - packaging is fed through the machine one after another. Any width packaging can be sealed in this manner. The F108 features whisper-quiet operation in a compact machine that remains warm, but not hot, to the touch.

ISO 11607 recommends the routing monitoring of seal quality. The Daily Seal Check sheets from Healthmark do just that. They provide document proof of the quality of your sealing device by providing a challenge analogous to the heating sealing of your pouches.

Poly dust covers represent a special challenge to sealing - low melt temperature and large sizes. The handheld impulse sealing tongs are the perfect solution. It features an automatic, infinitely variable welding time selection. The impulse mechanism requires no time to heat up, so sealing is nearly instantaneous. The 24" width is large enough to seal all commonly used dust covers in one-step. This method of sealing can be use to seal all types of thermoplastic films safely and without melting.

Code#	Description
F108	Rolling Heat Sealer
RT108	Roller Table (23" x 12.5")
HPL ISZ-630	24" Handheld Impulse Sealer
SC 250	Daily Seal Check (Box-250)
TSC200	Daily Seal Check - Tyvek (Box-200)





Pouch Racks, Work Stations & Tray Liners



Properly Load with the Pouch Sterilization Rack

The sterilization pouch racks keeps pouches on edge, prevents over stacking, facilitates sterilant contact and reduces drying time, all in accordance with AAMI ST79. Styles include full loop, peg and multi-height racks.

Code No	Description	Width	Length	Height
SR-048	Dual height, loop style, 13 slots, 1.5" and 0.75" spacing	21.00	8.00	8.00
SR-010	Loop style, 5 slots, 1.625" spacing	9.13	4.00	4.00
SR-040	Loop style, 10 slots, 1.625" spacing	18.38	4.00	4.00
SR-004	Loop style, 21 slots, 0.75" spacing	19.00	4.00	4.00
SR-025	Loop style, 8 slots, 2.5" spacing	20.13	6.00	6.00
SR-005	Loop style, 4 slots, 5.0" spacing	20.63	6.00	6.00
SR-008	Loop style, 10 slots, 1.5" spacing	21.00	8.00	8.00
SR-016	Peg style, 4 slots, 4.0" spacing	16.00	7.25	4.00
SR-020	Peg style, 5" slots, 4" spacing	20.00	7.25	4.00



Packaging Work Stations


Choose from both mobile and adjustable height workstations and everything in-between. These exceptional workstations are manufactured of stainless steel and offer every option.

Code No	Description	Length	Width	Height
MPS-001	Mobile Packing Station Kit - (back hook frame, shelf on hook frame, roll holder, solid bottom shelf)	57.00	29.50	35.50
MPS-002	Stationary Hydraulic Station Kit (cutout tbl, back hook frame, solid shelf, angle supports, half & large baskets)	59.00	39.50	43.50

Fight Wet Packs with UnderGuard™ Tray Liners

Produced from pure cellulose EFG wood pulp, manufactured with low chloride and sulfate content and free from optical dyes, these liners can be safely used next to delicate instruments during sterilization to absorb and rapidly disperse condensate for complete evaporation. This greatly facilitates the production of dry packs and assists the sterilization process. Most innovative of all are the Form-Fitting Liners, dye-cut so that they form a protective barrier for instruments from the bottom and sides of instrument baskets. Need a special size for your closed containers? Get us the size and the quantities and we will get you a quote.

Code No	Description	Width	Length	Case	Code No	Box
TLC004	Paper Trayliner	8.00	12.00	2000	TLC004	200
TLC005	Paper Trayliner	9.80	9.80	2400	TLC005	200
TLC006	Paper Trayliner	9.80	19.70	1200	TLC006	200
TLC007	Paper Trayliner	12.00	16.10	1000	TLC007	200
TLC008	Paper Trayliner	18.00	21.67	800		
TLC009	Paper Trayliner	12.00	12.00	2000	TLC009	200
TLC010	Paper Trayliner	12.00	18.00	1000	TLC010	200
TLC011	Paper Trayliner	12.00	24.00	1000	TLC011	200
TLC012	Paper Trayliner	18.00	18.00	1000		
TLC013	Paper Trayliner	18.00	24.00	600		





UnderGuard™ for Autoclave Shelves

Made of the same pure cellulose as our OrthoShield™ sheets, these UnderGuard™ sheets are sized for use on autoclave loading carts. These sheets serve to absorb and rapidly disperse condensate during sterilization. Further, they will help prevent dripping of condensate between shelves. Best of all, they protect wrapped trays for any sharp edges that might tear wrap when trays are loaded or unloaded. Liners come in three standard sizes to fit both floor loaded and shelf loading autoclaves.



Code No	Description	Width	Length	Case
SOK008SS	UnderGuard for Autoclave Shelves	22.00	48.00	100
SOK009SS	UnderGuard for Autoclave Shelves	22.00	60.00	100
SOK010SS	UnderGuard for Autoclave Shelves	20.00	36.00	50

Dual UnderGuard™: Tough and Absorbent

This innovative protective barrier combines the tough, tear resistant quality of spun polypropylene with a super absorbent layer of medical grade paper surface. The Dual UnderGuard™ liner provides the optimum protection from dust, moisture and handling, while simultaneously providing an absorbent inner layer for the dispersion of condensate during the autoclaving process. This liner is particularly useful for the protection of barrier wrapped heavy plastic boxes and trays as well as standard stainless steel baskets. The unique purple color distinguishes the Dual UnderGuard™ from sterilization wraps.




Code No	Description	Width	Length	Case
DRYMAT001	Purple Dry Mat with Absorbent Layer	19.70	29.50	50
DRYMAT001-GRN	Green Dry Mat with Absorbent Layer	19.70	29.50	50
DRYMAT002	Purple Dry Mat with Absorbent Layer	15.00	19.70	100
DRYMAT002-GRN	Green Dry Mat with Absorbent Layer	15.00	19.70	100
DRYMAT003	Purple Dry Mat with Absorbent Layer	12.00	24.00	100
DRYMAT003-GRN	Green Dry Mat with Absorbent Layer	12.00	24.00	100



Form Fitting UnderGuard™ Tray Liners

These Form-Fitting Liners are dye-cut so they form a protective barrier for instruments from the bottom and sides of instrument baskets. Produced from pure cellulose EFG wood pulp, manufactured with low chloride and sulfate content and free from optical dyes, these liners can be safely used next to delicate instruments during sterilization to absorb and rapidly disperse condensate for complete evaporation. This greatly facilitates the production of dry packs and assists the sterilization process.

Code No	Description	Width	Length	Case
CBL-001	Liner - 10" x 10" basket	13.50	13.50	1000
CBL-002	Liner - 10" x 16" basket	13.50	19.00	1000
CBL-003	Liner - 10" x 20" basket	13.50	23.00	1000





UnderGuard™ Liners

UnderGuard for Plasma™


Manufactured from spun polypropylene, the UnderGuard™ for Plasma is incredibly resistant to tearing, and completely compatible with gas-plasma sterilization. Use under the tray to protect outer wrap from sharp corners and imperfections of sterilization trays. The unique purple color helps to distinguish this protective layer from sterilization wrap. Available in 3 sizes to fit the most common sizes of trays.



Code No	Description	Width	Length	Case
MAT001	Underguard for Plasma	19.70	29.50	50
MAT002	Underguard for Plasma	15.00	19.70	100
MAT003	Underguard for Plasma	12.00	24.00	100

Extra Protection for Extra Heavy Ortho Trays with OrthoShield™ Soaker Sheets


Made of the same pure cellulose as the UnderGuard™ Tray Liners, the OrthoShield™ sheets have been specially developed for heavy duty use, most commonly under trays to protect wraps from sharp corners and uneven surfaces of trays and baskets while also providing rapid absorption of condensate during sterilization. They are ideal for use with heavy orthopedic sets, which often present the greatest challenge to the integrity of packaging and are most prone to the occurrence of wet pack.



Code No	Description	Width	Length	Case
SOK001SS	Soaker Sheet	19.70	29.50	50
SOK002SS	Soaker Sheet	15.00	19.70	100
SOK006SS	Soaker Sheet	9.80	9.80	100

UnderGuard™ Tray Corners

Produced from pure cellulose EFG wood pulp, manufactured with low chloride and sulfate content and free from optical dyes, these die-cut tray corners can be safely used to protect the corner of wrapped trays from the sharp edges of trays. In just a couple of steps, tray corners are assembled and ready to use. Not only do they protect the corners of the trays, but because they are made of paper, they also absorb and disperse the condensate for better evaporation. This greatly facilitates the production of dry packs and assists the sterilization process.



Code No	Description	Case Qty
CC001	Card Stock	200
CC001 ASM	Pre-Assembled Card Stock	200
CC002	Crepe Stock	100
CC002 ASM	Pre-Assembled Crepe Stock	100
CC003	Flat Crepe Stock	100

Container Locks, Sterilization Tapes



Closed Container Locks


Tamper evident seals for use with closed sterilization containers. Easily seals and breaks by hand. Can be ordered with the optional sterilization indicator dot. New for 2012 is the convenient SEALabel lock pair. One of the pair is a style with an area large enough to place your container label. Available with or without indicator dots.

Code#	Description
01014 BLUE	Universal Container Lock - Blue
3030 BLUE	Blue
3030 BLUE W/DOTS	Blue w/ Steam Sterilization Indicator
3030 WHITE	White
3030 WHITE W/DOTS	White w/ Plasma Sterilization Indicator
3030 YELLOW	Yellow
3030 YELLOW W/DOTS	Yellow w/ Steam Sterilization Indicator

Code#	Description
4040 GREEN	Green
4040 GREEN W/DOTS	Green w/ Steam Sterilization Indicator
5030 RED W/ DOTS	For Containers Using the Arrow Style Lock
605LNG	SEALabel/monoSEAL Container Lock Pair Green
605LNG w/DOTS	SEALabel/monoSEAL Container Lock Pair Green with Steam Dot

Sterilization Tapes

- Indicator tapes with STEAM indicator changing color from white to brown.
- Indicator tapes with EtO gas indicator changing color from purple to green.
- Indicator strips for plasma are a unique closing concept for items and sets that are wrapped for plasma sterilization. The Tyvek® strips have pre-cut edges that facilitate tear opening. The indicators change color from yellow to blue.
- Neutral closing tapes with no imprint also available.
- Custom Imprinted Tapes available. Call for quote.



Code#	Description	Qty
ITE19	3/4" ETO Sterilization Tape, Latex Free	48
ITS12	1/2" Steam Sterilization Tape	72
ITS19	3/4" Steam Sterilization Tape	48
ITS25	1" Steam Sterilization Tape	36
TAPE DISPENSER	1 Roll Tape Dispenser	1
TAPE DISPENSER-2	2 Roll Tape Dispenser	1
TAPE DISPENSER-3	3 Roll Tape Dispenser	1



Markers, Container Cards & Sterilization Integrators



Sterimarker Non-toxic Marker for Sterilization Packaging

The special ink is immediately dry, waterproof, lightproof, resistant to atmospheric action, heat-resistant, and acid-resistant. No chemical or toxic substances are released during use. The marking withstands sterilization by steam, EO, FO, plasma and radiation. It is recommended to mark the see-through packages on the fill side and the wrapped sheets on tape. Packaged 10 per box.

Code No	Color	Case Qty
1753DZ	Thick Black	12
MAR1	Black	10
MAR2	Red	10
MAR3	Blue	10
MAR4	Green	10



Container Cards

Select from the most common size cards for the Aesculap brand container systems. Each card includes a dual indicator for steam and EtO; a writing surface to record the date of sterilization, sterilizer number, load number and expiration date.

Code#	Description	Qty
CI 138	Sterile Container Card (HMK-0997)	500

INTEGRAPH (#CI-101) Multi-Function Steam Sterilization Integrator

- Unique multi-function integrator with three ink chemistry - the first line **1** is a process indicator, the second line **2** is an integrator, and third **3** indicates "excess-sterilization."
- The Integraph turns dark brown under the condition of superheated steam.
- Will not complete a color change if excess air is present.
- Interpretation guide **4** is printed right on the Integraph.
- Vivid purple to green color change makes the interpretation easy.
- Approved by the FDA, meets ISO and EN standards as a true integrator.



UNEXPOSED

Integraph integrators are designed to change color from purple to green when all parameters for steam sterilization... time, temperature and the presence of saturated steam...are met.



CORRECT

When both of the first two bars have turned completely green, sterilization conditions have been met.

Call:800-521-6224

Fax:586-491-2113

www.HMARK.com

Chemical Integrators




Advancing Bar Style Steam Sterilization Integrator

This integrator parallels the performance of biological indicator spore strips with a safety margin throughout the entire sterilization range. It accurately integrates all critical steam sterilization parameters including time, temperature and steam. The advancing color bar is easy to interpret and does not rely upon color change.

Code No	Box Qty
SC1100	250



Unprocessed




Reject



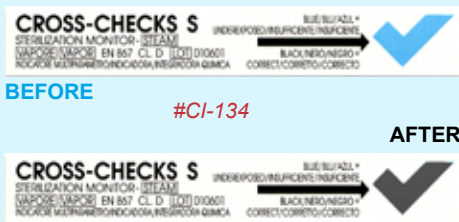
Accepted

CROSS-CHECKS Steam Sterilization Monitor



An economical, inside-the-pack integrator to check proper time and temperature in a steam sterilizer operating from 270°F to 275°F. Requires all parameters for steam sterilization to be met. The distinctive white to black color change is not reversible. The short version (#CI-111) indicator is plastic laminated to eliminate the potential for ink transfer. The color standard arrow is printed on each indicator providing an easy to interpret pass/fail test. Long 8" version available (#CI-107).

CROSS-CHECKS Steam Sterilization Monitor



An economical, inside-the-pack integrator to check proper time and temperature in a steam sterilizer operating from 270°F to 275°F. Requires all parameters for steam sterilization to be met. The distinctive blue to black color change is not reversible. The color standard arrow is printed on each indicator providing an easy to interpret pass/fail test. (#CI-134).

CROSS-CHECKS EO Ethylene Oxide Sterilization Monitor



An economical, inside-the-pack integrator to check proper time, temperature, humidity, and ethylene oxide concentration. Requires all parameters for EtO gas sterilization to be met. The distinctive yellow to brown color change is not reversible. The indicator is plastic laminated to eliminate the potential for ink transfer. The color standard arrow is printed on each indicator providing an easy to interpret pass/fail test. (#CI-106).

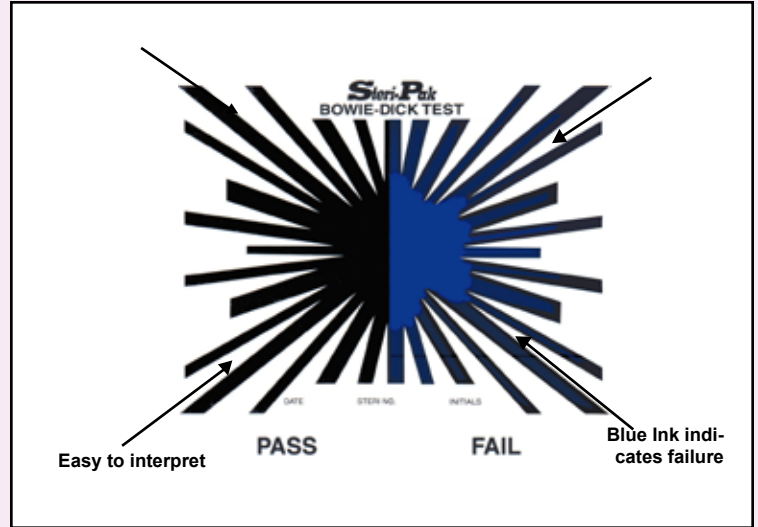


Bowie Dick Test, Biological Indicators and Test Packs

STERI-PAK Disposable Bowie-Dick Test Pack with an Easy to Interpret Indicator Sheet

A complete system that includes a disposable pack, and a maximum ink coverage Bowie-Dick sheet. This test pack meets the proposed EN standards - the highest ever set for Bowie-Dick packs. The unique Indicator Sheet indicates the emergence of a problem before incubation. The easy to detect blue to black color change eliminates the guess work of interpreting the results.

Code No	Box Qty
BD 111	20



EZTest Biological Indicators

EZTest® is a self-contained biological indicator for monitoring steam (#Ezs/6) or ethylene oxide (#EzG/6) sterilization. EZTest® contains bacterial spores on a filter-paper carrier packaged within a small, thermoplastic culture tube. Inside the thermoplastic culture tube is a sealed-glass ampoule of specially-formulated soybean casein digest culture medium containing a color indicator which turns a dramatic yellow when spores grow. EZTest® is easy-to-use and produces visual results within 48 hours without laboratory transfers.

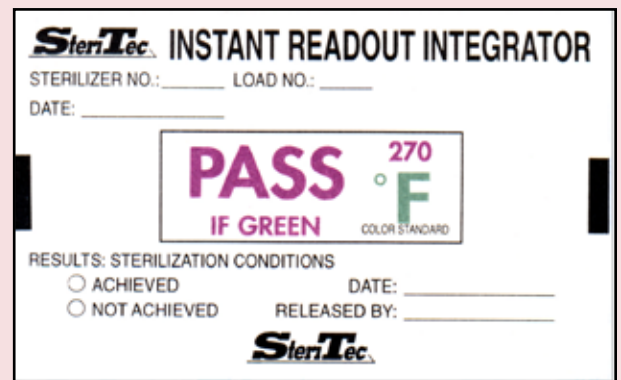
#Ezs/6 #EzG/6 Simply place EZTest® inside products or product packages to be sterilized. The "inoculated package" is then placed in the sterilizer and processed. Upon removal from the sterilizer, the EZTest® BI is "activated." Using a crushing device, flex the sides of the soft plastic culture tube to break the glass ampoule to allow the medium to mix with the spores. The "activated" EZTest® BI is then placed in an appropriate incubator (#I/14) for 48 hours. If any spores survive the process, the medium will turn yellow.



Biological Test Pack with Instant Readout Integrator

Contains EZTEST® self-contained biological indicator and the Instant Readout Integrator. The Integrator's dramatic color changes from purple to green indicates correct exposure conditions of temperature, time and steam/EtO, predicting that biological spores have been killed - allowing immediate release of the non-implant loads. Small, compact size that is easy to use. The steam pack is the size of a deck of cards. The biological is simple to incubate in a standard incubator.

Code No	Description	Box Qty
BI 102	ETO Biological Test Pak - 5 controls	30
BI 103	Steam Biological Test Pak - 5 controls	30



Dramatic color change predicts outcome of spore incubation