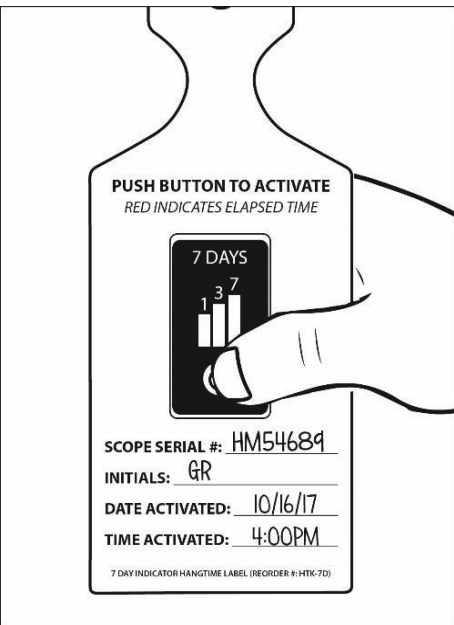





**Instructions for Use: Hangtime 7 Day Indicator Label**

<b>Brand Name of Product</b>	Hangtime 7 Day Indicator
<b>Generic Name of Product</b>	7 Day Indicator
<b>Product Code Number(s)</b>	HTK-7D
<b>Intended Use</b>	To monitor elapsed time and whether predefined elapsed time has been reached.
<b>Range of Applications for Product</b>	Calibrated for use at room temperature
<b>Key Specifications of Product</b>	<ol style="list-style-type: none"> <li>1 week run-time (1,3&amp;7 days indicated).</li> <li>Push button activation on top of strip.</li> <li>Non-toxic, latex, silicone and PVC free.</li> <li>Adhesive is pressure sensitive (-40°C to +110°C).</li> <li>The 7 day time line after activation has begun has an accuracy of +/-15%.</li> </ol>

<b>Shipping &amp; Storage</b>	
<b>Shipping Conditions &amp; Requirements</b>	
<b>Storage Conditions</b>	Store in cool dark environment, room temperature.
<b>Packaging Conditions</b>	
<b>Shelf Life</b>	3 years from date of manufacture.

<b>Instructions for Using Product</b>	
<b>Description of Use(s)</b>	To keep track of days after processing.
<b>Preparation for Use</b>	
<b>Diagrams (drawings, pictures)</b>	<div style="display: flex; justify-content: space-around;"> <div style="text-align: center;">  <p>Figure 1</p> </div> <div style="text-align: center;">  <p>Figure 2</p> </div> </div>

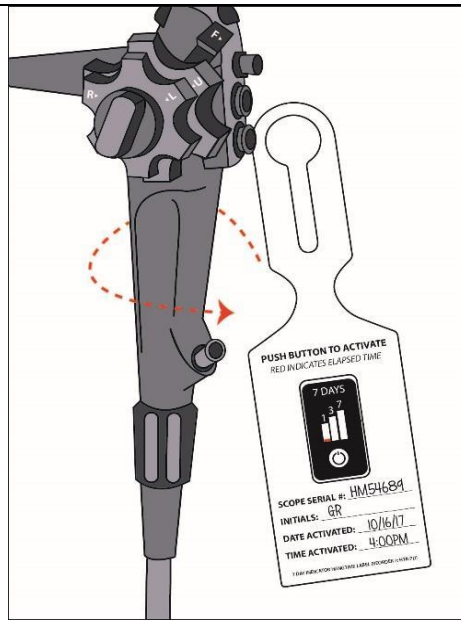


Figure 3

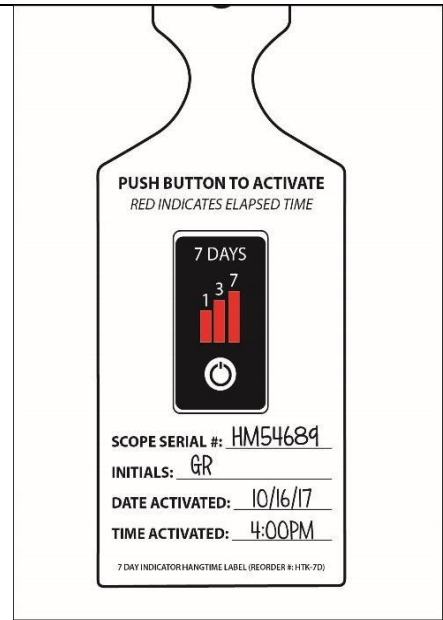


Figure 4

<p><b>Steps for Use of Product</b></p>	<ol style="list-style-type: none"> <li>1. Fill in the information on the designated lines (i.e., date, name of processor, etc.). Then, firmly squeeze the button to activate the indicator (if activation line does not appear within 2 minutes, re-squeeze the button). <b>(Fig. 1)</b></li> <li>2. When the red activation line appears, the indicator has begun logging time. <b>(Fig. 2)</b></li> <li>3. Loop the self-looping label to the device. <b>(Fig. 3)</b></li> <li>4. The red dye will continue to progress until the maximum elapsed time has been reached. <b>(Fig. 4)</b>. If the scope has surpassed the allotted time indicated of the Hangtime tag, follow the facility's policy for reprocessing the endoscope.</li> </ol>
<p><b>Contraindications of Test Results</b></p>	
<p><b>Documentation</b></p>	
<p><b>Special Warnings and Cautions</b></p>	<p>For indoor use only. Not for use outdoors or high or low temperature conditions, such as a refrigerator.</p>
<p><b>Disposal</b></p>	<p>Single-use. Dispose of in compliance with facility policy.</p>

<p style="text-align: center;"><b>Reprocessing Instructions</b></p>	
<p><b>Point of Use</b></p>	
<p><b>Preparation for Decontamination</b></p>	
<p><b>Disassembly Instructions</b></p>	
<p><b>Cleaning – Manual</b></p>	
<p><b>Cleaning – Automated</b></p>	
<p><b>Disinfection</b></p>	
<p><b>Drying</b></p>	
<p><b>Maintenance, Inspection and Testing</b></p>	
<p><b>Reassembly Instructions</b></p>	
<p><b>Packaging</b></p>	
<p><b>Sterilization</b></p>	
<p><b>Storage</b></p>	
<p><b>Additional Information</b></p>	<p>Single-use per device. The 7 day time line after activation has begun has an accuracy of +/-15%.</p>
<p><b>Related Healthmark Products</b></p>	
<p><b>Other Product Support Documents</b></p>	<p>Labeling Brochure, Labeling Price List</p>
<p><b>Reference Documents</b></p>	
<p><b>Customer Service Contact</b></p>	<p>Healthmark Industries Company, Inc 33671 Doreka Fraser, MI 48026</p>

	1-586-774-7600 <a href="mailto:healthmark@hmark.com">healthmark@hmark.com</a> hmark.com
--	---

2018-01-26 Suzanne Latta