






Instructions for Use: Custom Vinyl Labels

Brand Name of Product	Custom Vinyl Labels
Generic Name of Product	Labels
Product Code Number(s)	CVL14, CVL16, CVL18, CVL112, CVL24, CVL26, CVL28, CVL212, CVL34, CVL34, CVL36, CVL38, CVL312, CVL44, CVL46, CVL48, CVL412, CVL55, CVL56, CVL58, CVL512, CVL66, CVL68, CVL612, CVL76, CVL86, CVL77, CVL78, CVL712, CVL88, CVL812, CVL96, CVL98, CVL99, CVL912
Purpose of Product	Provides the flexibly to communicate any message on a label designed specifically for your department.
Range of Applications for Product	<ul style="list-style-type: none"> To be placed on equipment, trays or anywhere key communication is required.
Key specifications of product	<ul style="list-style-type: none"> Material is vinyl Sizes range from 1”x 4” to 4” x 12” Custom sizes available for quotation Comes in a variety of colors Adhesive back

Shipping & Storage

Shipping Conditions & Requirements	
Storage Conditions	
Packaging Conditions	
Shelf Life	

Instructions for Using Product

Description of Use (s)	Peel of adhesive back and place firmly on equipment, instrument trays or desired location.		
Preparation for Use	Peel adhesive from the back		
Diagrams (drawings, pictures):	 <p>1</p>	 <p>2</p>	 <p>3</p>
Steps for Use of Product	<ol style="list-style-type: none"> 1. Peel adhesive from the back of the label 2. Place on desired location 3. Use two fingers to press firmly from the middle and move your fingers outward to the edges of the label 		
Interpretation of Results			
Contraindications of Test Results			
Documentation			
Special Warnings and Cautions	Do not use on items that are going to be sterilized. Labels are not autoclavable.		
Disposal			

Reprocessing Instructions

Point of use:	
Preparation for decontamination:	
Disassembly Instructions:	
Cleaning – Manual:	
Cleaning – Automated:	Wash with any mild detergent. Do not exceed temperature of 180 ° F
Disinfection:	
Drying:	
Maintenance, inspection, and testing:	
Reassembly Instructions:	
Packaging:	
Sterilization:	

Storage:	
Additional Information:	Do not use on items that are going to be sterilized.
Related Healthmark Products	
Other Product Support Documents	
Reference Documents	Label Price List, Label Brochure
Customer Service contact:	Healthmark Industries Company, Inc 33671 Doreka Fraser, MI 48026 1-586-774-7600 healthmark@hmark.com hmark.com

2016-12-06 Ralph J Basile