



Instructions for Use: Hangtime 7 Day Indicator Label

Brand Name of Product	Hangtime 7 Day Indicator
Generic Name of Product	7 Day Indicator
Product Code Number(s)	HTK-7D2
Intended Use	To monitor elapsed time and whether predefined elapsed time has been reached.
Range of Applications for Product	Calibrated for use at room temperature
Key Specifications of Product	<ol style="list-style-type: none"> 1. 1 week run-time (1,3&7 days indicated). 2. Push button activation on top of strip. 3. Non-toxic, latex, silicone and PVC free. 4. The 7 day timeline after activation has begun has an accuracy of +/-10%.

Shipping & Storage	
Shipping Conditions & Requirements	
Storage Conditions	Store in cool dark environment, room temperature.
Packaging Contents	
Shelf Life	3 years from date of manufacture.

Instructions for Using Product	
Description of Use(s)	To keep track of days after processing.
Preparation for Use	
Diagrams (drawings, pictures)	<div style="display: flex; justify-content: space-around; align-items: center;"> <div style="text-align: center;">  <p>Figure 1</p> </div> <div style="text-align: center;">  <p>Figure 2</p> </div> </div>

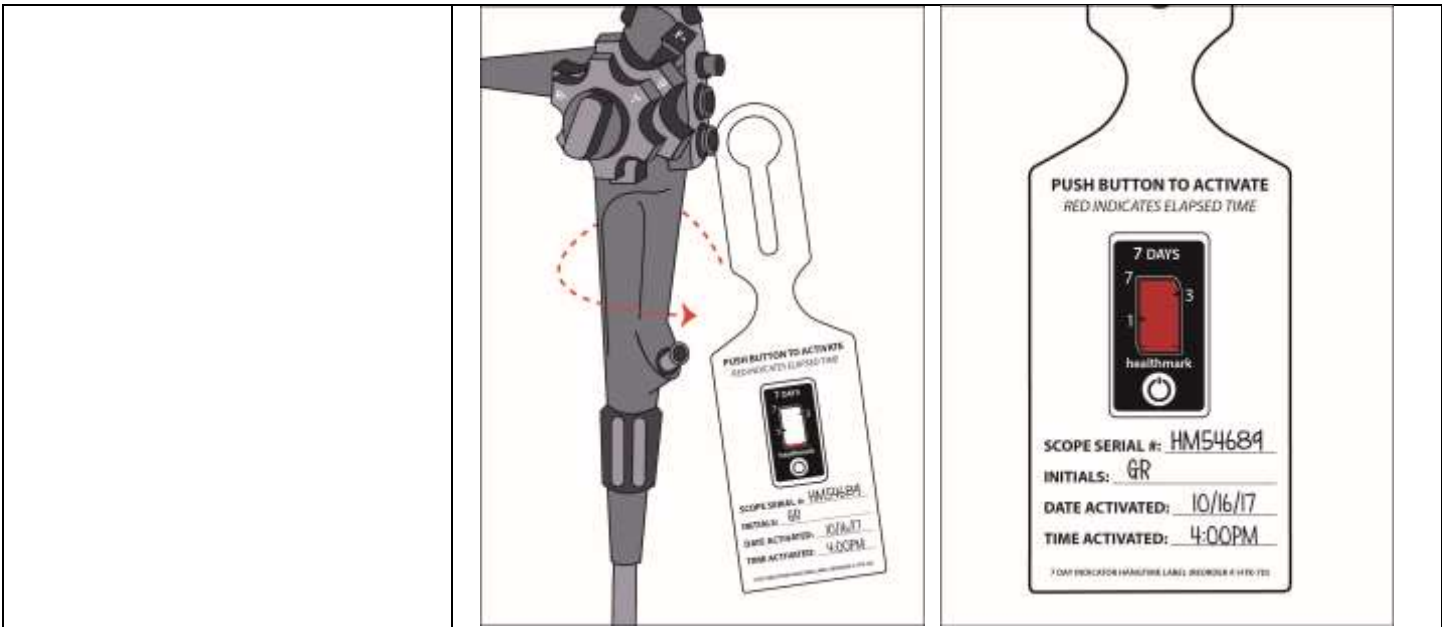


Figure 3

Figure 4

<p>Steps for Use of Product</p>	<ol style="list-style-type: none"> 1. Fill in the information on the designated lines (i.e., date, name of processor, etc.). Then, firmly squeeze the button to activate the indicator between 2 fingers ensuring the button has fully collapsed (if activation line does not appear within 2 minutes, re-squeeze the button). (Fig. 1) 2. When the red activation line appears, the indicator has begun logging time. (Fig. 2) 3. Loop the self-looping label to the device. (Fig. 3) 4. The red dye will continue to progress until the maximum elapsed time has been reached. (Fig. 4). If the scope has surpassed the allotted time indicated of the Hangtime tag, follow the facility’s policy for reprocessing the endoscope.
<p>Contraindications of Test Results</p>	<p>Failure to adequately squeeze can extend the delay the time for indication.</p>
<p>Documentation</p>	
<p>Special Warnings and Cautions</p>	<p>For indoor use only. Not for use outdoors or high or low temperature conditions, such as a refrigerator.</p>
<p>Disposal</p>	<p>Single-use. Dispose of in compliance with facility policy.</p>

<p style="text-align: center;">Reprocessing Instructions</p>	
<p>Point of Use</p>	
<p>Preparation for Decontamination</p>	
<p>Disassembly Instructions</p>	
<p>Cleaning – Manual</p>	
<p>Cleaning – Automated</p>	
<p>Disinfection</p>	
<p>Drying</p>	
<p>Maintenance, Inspection and Testing</p>	
<p>Reassembly Instructions</p>	
<p>Packaging</p>	
<p>Sterilization</p>	
<p>Storage</p>	
<p>Additional Information</p>	<p>Single-use per device. The 7 day timeline after activation has begun has an accuracy of +/-10%.</p>
<p>Related Healthmark Products</p>	
<p>Other Product Support Documents</p>	<p>Labeling Brochure, Labeling Price List</p>
<p>Reference Documents</p>	
<p>Customer Service Contact</p>	<p>Healthmark Industries Company, Inc</p>

	18600 Malyn Blvd. Fraser, MI 48026 1-586-774-7600 healthmark@hmark.com hmark.com
--	---

2019-03-25 Suzanne Latta

Rev. B