
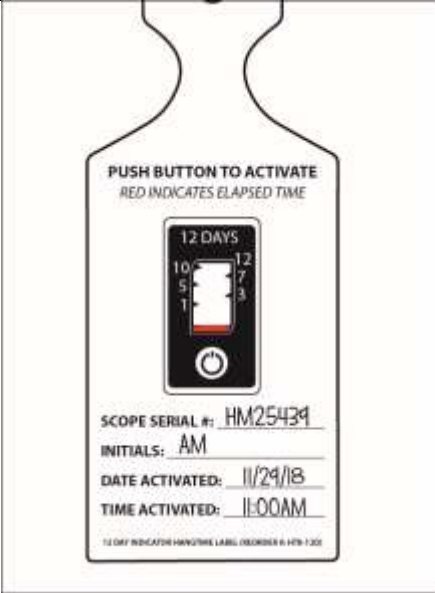


Instructions for Use: 12 Day Indicator Hangtime Label

Brand Name of Product	12 Day Indicator Hangtime Label
Generic Name of Product	12 Day Indicator
Product Code Number(s)	HTK-12D
Intended Use	To monitor elapsed time and whether predefined elapsed time has been reached.
Range of Applications for Product	Calibrated for use at room temperature.
Key Specifications of Product	<ol style="list-style-type: none"> 1. 12 day run-time (1, 3, 5, 7, 10 & 12 days indicated). 2. Push button activation on top of strip. 3. Non-toxic, latex, silicone and PVC free. 4. The 12 day timeline after activation has begun has an accuracy of +/-10%.

Shipping & Storage	
Shipping Conditions & Requirements	
Storage Conditions	Store in cool dark environment, room temperature.
Packaging Conditions	
Shelf Life	

Instructions for Using Product	
Description of Use(s)	To keep track of days after processing.
Preparation for Use	
Diagrams (drawings, pictures)	<div style="display: flex; justify-content: space-around;"> <div style="text-align: center;">  <p>Figure 1</p> </div> <div style="text-align: center;">  <p>Figure 2</p> </div> </div>

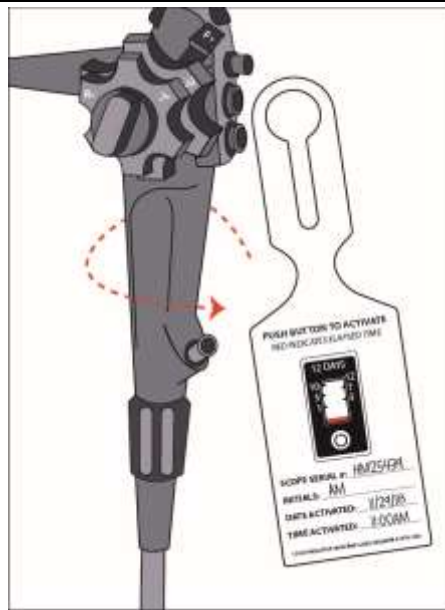


Figure 3

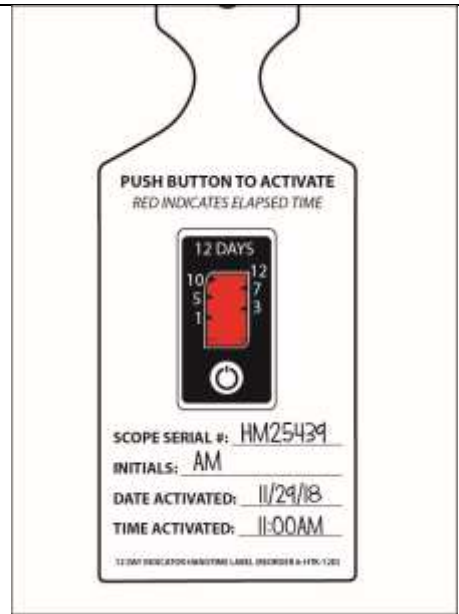


Figure 4

Steps for Use of Product	<ol style="list-style-type: none"> 1. Fill in the information on the designated lines (i.e., date, name of processor, etc.). Then, firmly squeeze the button to activate the indicator with your thumb ensuring the button has fully collapsed (if activation line does not appear within 2 minutes, re-squeeze the button). Fig. 1 2. When the red activation line appears, the indicator has begun logging time. Fig. 2 3. Loop the self-looping label to the device. Fig. 3 4. The red dye will continue to progress until the maximum elapsed time has been reached. Fig. 4 If the scope has surpassed the allotted time indicated of the Hangtime tag, follow the facility's policy for reprocessing the endoscope.
Interpretation of Test Results	
Contraindications of Test Results	Failure to adequately squeeze can extend or delay the time for indication.
Documentation	
Special Warnings and Cautions	For indoor use only. Not for use outdoors or high or low temperature conditions, such as a refrigerator.
Disposal	

Reprocessing Instructions	
Point of Use	
Preparation for Decontamination	
Disassembly Instructions	
Cleaning – Manual	
Cleaning – Automated	
Disinfection	
Drying	
Maintenance, Inspection, and Testing	
Reassembly Instructions	
Packaging	
Sterilization	
Storage	
Additional Information	Single-use per device. The 12 day timeline after activation has begun has an accuracy of +/- 10%.
Related Healthmark Products	
Other Product Support Documents	Labeling Brochure, Labeling Price List
Reference Documents	
Customer Service Contact	Healthmark Industries Company, Inc. 18600 Malyn Blvd.

	Fraser, MI 48026 1-586-774-7600 healthmark@hmark.com hmark.com
--	---

2019-03-21 Suzanne Latta

Rev. B