

healthmark  
INDUSTRIES CO.  
health care products

33671 Doreka  
Fraser, Michigan 48026  
Telephone: (586) 774-7600  
Fax: (586) 774-6473  
www.HMARK.com

## INSTRUCTIONS FOR PROCESSING

These instructions for use/intended use are for only the products listed below, if you have any questions or concerns contact Healthmark Industries.

### SST Tray Systems


SST-100  
SST-105  
SST-105-S  
SST-105 RD  
SST-105-S RD  
SST-485  
SST-835  
31055-H

### ProTech Trays/Baskets

SR10  
PIT2015  
PIT2715  
DINT2525  
DINT4825  
MIT30251  
MIT40301

DISTRIBUTED BY:  
HEALTHMARK INDUSTRIES, CO.  
33671 DOREKA DRIVE  
FRASER, MI 48026  
1-800-521-6224 / WWW.HMARK.COM

July 29, 2011




**COMPLIANCE TO BS EN ISO 17664:2004  
STERILISATION OF MEDICAL DEVICES**

Information provided by Warwick SASCO Ltd for the processing of re-sterilizable medical devices

**Product Group:** Warwick Range of re-useable Medical Devices-  
**The Warwick Range:** Instructions for processing by Washer Disinfector and Sterilizer


Warnings	Do not exceed 137°C Do not use any abrasive powders or metal brushes as these may cause scratching on surfaces
Limitations on Reprocessing	The Warwick Range is designed for repeated processing, the end of product life is normally determined by wear and tear and damage due to use
<b>INSTRUCTIONS</b>	
Point of Use:	Remove excess soil with disposable cloth/wipe
Containment and Transportation	It is recommended that The Warwick Range is reprocessed as soon as is practical following use. Devices should be transported in hospital containers and returned to decontamination unit.
Preparation for Cleaning	No Particular Requirements Inspect products before processing if damaged report to your Manager and withdraw product from use. Disassembly is not normally required except when an instrument strainer or lid is used.
Cleaning : Automated	Machine Cleaning is recommended in a Washer Disinfector that complies with ISO15883, HTM 2030 Products should be positioned in washer Disinfector Machine to allow maximum water penetration and drainage. <ul style="list-style-type: none"> <li>• No overlapping- partially covered devices will not be washed properly</li> <li>• Bowls and similar devices should be stacked standing on their side to allow complete drainage</li> </ul> Products can be cleaned with Alkaline, Acidic and Neutral detergent. For final rinse de mineralised water is recommended.



COMPLIANCE TO BS EN ISO 17664:2004  
STERILISATION OF MEDICAL DEVICES

Information provided by Warwick SASCO Ltd for the processing of resterilizable medical devices


	<p>The Warwick Range is designed for Washer Disinfector programmes which include, pre-wash, cleaning, neutralisation, intermediate rinse, and disinfection and drying cycles as recommended by the Washer Disinfector Manufacturer.</p> <p>The standard program to include:</p> <ol style="list-style-type: none"> <li>1 Pre Wash cold water (&lt;45°C)rinse for 2 minutes</li> <li>2. Washing cycle with detergent or enzymatic detergent at 45-50°C for 5 minutes</li> <li>3. Rinse cycle for 2 minutes (High quality or reverse osmosis water)</li> <li>4. Thermal Disinfection of up to 73°C 3 minute, 80°C 1 minute or 90°C for 12 seconds</li> <li>5. Final Rinse (High quality or reverse osmosis water)</li> <li>6. Drying cycle 65-95°C (20-40minutes)</li> </ol> <p>Caution when unloading Machine as products will be hot.</p> <p>Visual inspection is required to ensure complete removal of soil.</p> <p>If product still shows soil repeat program</p>
<p>Cleaning: Manual</p>	<p>Manual Cleaning is permissible but not recommended.</p> <p>Equipment: Detergent, Brush, Running Water</p> <p>Rinse excess soil from device</p> <p>Apply detergent to all surface and use brush to clean all surfaces, ensuring that mesh base and drainage holes are clean and free from soil.</p> <p>Rinse</p> <p>Dry with lint free cloth.</p>
<p>Maintenance</p>	<p>The Warwick Range does not require maintenance,</p>
<p>Inspection and</p>	<p>We recommend a visual inspection to assess for wear and tear and damage due to use. Discard damaged</p>



COMPLIANCE TO BS EN ISO 17664:2004  
STERILISATION OF MEDICAL DEVICES

Information provided by Warwick SAsCo Ltd for the processing of resterilizable medical devices

Function	devices.
Packaging	<p>Singly: A standard Packaging Material may be used. Ensure that the pack is large enough to contain the device without stressing seals.</p> <p>Pouches: We recommend choosing a pouch adapted to the size of the device and should not exceed 75% of the space inside the pouch.</p> <p>Wrapping: The wrap should not be too tight so as to deform the product during sterilization.</p> <p>Insets: Instruments and other medical devices may be loaded into The Warwick Range but the weight should not be too heavy to cause distortion when lifting. Trays should be wrapped by appropriate method.</p>
Sterilisation	<p>It is recommended that The Warwick Range is sterilised in moist heat hospital autoclaves compliant to HTM2010, BS3970, and EN285:1996 and ISO17665.</p> <p>Other permissible forms of sterilisation include:-</p> <p>Ethylene Oxide and Plasma Gas Processing: Please refer to the machine manufacturers processing information (manual).</p> <p>Liquid Sterilants</p> <p>Do not exceed 137°C</p>
Storage	<p>Unprocessed products must be stored in a primary polythene bag. Second level of packing is advisable ie: cardboard box.</p> <p>Products are to be stored in dry conditions off the floor</p> <p>Products are to be stored above a minimum temperature of 4°C</p>
Manufacturer	Decontaminated Devices are to be stored according to Hospital Protocol in a clean dry area on secure racks. Warwick Sasco Ltd, Warwick House, Heathcote Way, Warwick, CV34 6TE



COMPLIANCE TO BS EN ISO 17664:2004  
STERILISATION OF MEDICAL DEVICES

Information provided by Warwick SASCo Ltd for the processing of re-sterilizable medical devices

Contact	Tel: 0044 (0) 1926 422427 Fax: 0044 (0) 1926 351405 info@sasco.co.uk
	The information provided by Warwick SASCo are recommendations for preparing a medical device for re-use. It remains the responsibility of the processor to ensure that the processing is actually performed using equipment, materials and trained personnel in the processing facility to achieve the desired result. This requires validation and routine monitoring of the process. Likewise any deviation by the processor from the instructions provided should be properly evaluated for effectiveness and potential adverse consequences.
Additional Information	The Warwick Range of Products conform to : ISO9001:2008 EEC Directive 93/42 ISO13485:2003 Other Referenced Standards: HTM2030, ISO15883:2006, BS5452:1997, BS EN980:2003, BS EN ISO14971:2007 BS2745 1977.  MB2318 Maximum temperature 90°c Do not Autoclave Caution. Steel instruments take longer to release heat. To prevent distortion thin wall, light-weight plastic products must be positioned from steel instruments.