

Instructions for Use: Disposable SST Tray

Brand Name of Product	Disposable SST Tray
Generic Name of Product	Disposable Tray
Product Code Number(s)	DSST-001-10
Intended Use	To safely transport contaminated items to the decontamination room.
Range of Applications for Product	Transporting contaminated items.
Key Specifications of Product	<ul style="list-style-type: none"> • 100% recyclable plastic (Recycling Code 1) • Lid: 11.771 in. W x 12.896 in. L • Tray: 11.771 in W x 12.896 in. L x 4 in. D

Shipping & Storage	
Shipping Conditions & Requirements	N/A
Storage Conditions	N/A
Packaging Contents	N/A
Shelf Life	N/A





Instructions for Using Product	
Description of Use(s)	To safely transport contaminated items to the decontamination room.
Preparation for Use	N/A
Diagrams (drawings, pictures)	<div style="display: flex; flex-wrap: wrap; justify-content: space-around;"> <div style="text-align: center;">  <p>Figure 1</p> </div> <div style="text-align: center;">  <p>Figure 1a</p> </div> <div style="text-align: center;">  <p>Figure 2</p> </div> <div style="text-align: center;">  <p>Figure 2a</p> </div> </div>



Figure 2b



Figure 2c



Figure 3



Figure 3a



Figure 4



Figure 4a



Figure 4b



Figure 4c



Figure 5



Figure 5a

Steps for Use of Product

1. Place the contaminated item(s) in the tray. **Fig. 1, 1a**
2. Place the lid onto the tray then press down with your hands on the rim of the lid for a secure closure around the rim of the tray. **Fig. 2, 2a, 2b, 2c**
3. Check all areas of the lid to ensure it is sealed prior to transportation. **Fig. 3, 3a**
4. To open the transport tray, place your thumb and index fingers of both hands on the “Lift” and “Hold” tabs shown on the lid and the tray. **Fig 4, 4a, 4b, 4c**
5. With your thumb and index finger, lift the lid up while your other thumb and index finger continue to hold the tray. **Fig. 5, 5a**

NOTE: All pictures are shown with and without a wire basket.

Interpretation of Test Results	N/A
Contraindications of Test Results	N/A
Documentation	N/A
Special Warnings and Cautions	N/A
Disposal	Single use. Recyclable (Recycling Code 1). Dispose of in accordance with facility policy.

Reprocessing Instructions	
Point of Use	N/A
Preparation for Decontamination	N/A
Disassembly Instructions	N/A
Cleaning – Manual	N/A
Cleaning – Automated	N/A
Disinfection	N/A
Drying	N/A
Maintenance, Inspection, and Testing	N/A
Reassembly Instructions	N/A
Packaging	N/A
Sterilization	N/A
Storage	N/A
Additional Information	N/A
Related Healthmark Products	N/A
Other Product Support Documents	PPE Brochure, PPE Price List
Reference Documents	N/A
Customer Service Contact	Healthmark Industries Company, Inc.

	18600 Malyn Blvd. Fraser, MI 48026 1-586-774-7600 healthmark@hmark.com hmark.com
--	--

2021-11-04 Suzanne Latta