







Brand Name of Product	SST Liners
Generic Name of Product	SST Liners
Product Code Number(s)	SST-LNR-CL, SST-LNR-RD, SST-LNR-GN, SST-CCD-LNR
Intended Use	To line the bottom of Round Soakers and other containers to protect from staff and patients from contaminated instruments during transportation. Also provides clear messaging on equipment being clean or dirty.
Range of Applications for Product	For use in endo bins and containers.
Key Specifications of Product	<ul style="list-style-type: none"> • Single-use • Green bags state “Clean” messaging • Red bags state “Biohazard” messaging

Shipping & Storage

Shipping Conditions & Requirements	
Storage Conditions	
Packaging Contents	
Shelf Life	

Instructions for Using Product

Description of Use (s)	To line the bottom of Round Soakers and other containers to protect from staff and patients from contaminated instruments during transportation. Also provides clear messaging on equipment being clean or dirty.
Preparation for Use	Container used must be cleaned and reprocessed according to manufactures IFU before using.

Diagrams (drawings, pictures)			
	1	2	3
			
	4	5	6

Steps for Use of Product	<p>Traditional Use:</p> <ol style="list-style-type: none"> 1. Place clear liner into the empty container. 2. Place items in the container. 3. Place folded red liner with the scope. 4. The green “Clean” liner covers the scope. 5. Once equipment is used, put in back in the container with the clear liner and place the red “Biohazard” liner over the item used. 6. Place lid on the container. <p>Other Variations of Use: All three liners can be used individually as single use liners.</p>
---------------------------------	--

Interpretation of Results	
Contraindications of Test Results	
Documentation	

Special Warnings and Cautions	
Disposal	Single-use. Dispose of in compliance with facility policy for disposing of all biohazard items.

Reprocessing Instructions	
Point of Use	
Preparation for Decontamination	
Disassembly Instructions	
Cleaning – Manual	
Cleaning – Automated	
Disinfection	
Drying	
Maintenance, Inspection, and Testing	
Reassembly Instructions	
Packaging	
Sterilization	
Storage	
Additional Information	

Related Healthmark Products	
Other Product Support Documents	PPE Brochure, PPE Price List
Reference Documents	
Customer Service Contact	Healthmark Industries Company, Inc. 18600 Malyn Blvd. Fraser, MI 48026 1-586-774-7600 healthmark@hmark.com hmark.com