




Instructions for Use: Wall Mount Bracket for Made in USA LED Magnifiers

Brand Name of Product	Wall Mount Bracket
Generic Name of Product	Wall Mount Bracket
Product Code Number(s)	11426
Intended Use	Used to hold the LED Magnifiers when mounted to the wall.
Range of Applications for Product	Mounting the LED Magnifiers to the wall.
Key Specifications of Product	<ul style="list-style-type: none"> • Mounting Plate 2 ¼ inches x 3 inches • Wall Mount Bracket 3 ¾ inches x 3 ½ inches x 3 inches • Compatible with the LED Magnifiers: <ul style="list-style-type: none"> - 42400-4 RD- 6” Round Red LED Magnifier - 82400-4 BL- 7” x 5.25” Rectangular Blue LED Magnifier

Shipping & Storage	
Shipping Conditions & Requirements	
Storage Conditions	
Packaging Conditions	
Shelf Life	

Instructions for Using Product	
Description of Use(s)	To hold the LED Magnifiers when mounted to the wall.
Preparation for Use	Remove the wall mounting bracket from the packaging.
Diagrams (drawings, pictures)	<div style="display: flex; justify-content: space-around; align-items: center;">   </div>



Steps for Use of Product	<ol style="list-style-type: none"> 1. Drill four holes into the wall where the wall mount bracket will be placed. (Anchors may need to be used if not drilling holes into the studs of the wall). 2. Place the wall mount bracket with the curved side facing upwards and the flat side facing downward and align the mounting plate holes with the holes in the wall. 3. Secure to the wall with four screws. 4. Loosen the key to allow enough space for the base of the magnifier arm to fit down into the holder. 5. Tighten the key to secure the magnifier arm in place.
Interpretation of Test Results	
Contraindications of Test Results	
Documentation	
Special Warnings and Cautions	
Disposal	

Reprocessing Instructions	
Point of Use	
Preparation for Decontamination	
Disassembly Instructions	
Cleaning – Manual	
Cleaning – Automated	
Disinfection	
Drying	
Maintenance, Inspection, and Testing	
Reassembly Instructions	
Packaging	
Sterilization	
Storage	
Additional Information	
Related Healthmark Products	Made in USA LED Magnifiers
Other Product Support Documents	ProSys™ Brochure, ProSys™ Price List
Reference Documents	
Customer Service Contact	Healthmark Industries Company, Inc. 33671 Doreka Fraser, MI 48026 1-586-774-7600 healthmark@hmark.com

