









Instructions for Use: FIS-007 Storage & Protection Tray

Brand Name of Product	Storage & Protection Tray
Generic Name of Product	Storage and Protection Tray
Product Code Number(s)	FIS-007SPT, 302258-001, 302259-001
Intended Use	Designed for storage and protection of unused FIS-007 catheters.
Range of Applications for Product	N/A
Key Specifications of Product	<ul style="list-style-type: none"> • 300258-001 (Base): 13.32- x 7.32- x 1.23 inches • 302259-001 (Lid): 13.32- x 7.32- x 0.51 inches • Plastic (PETG)

Shipping & Storage	
Shipping Conditions & Requirements	N/A
Storage Conditions	N/A
Packaging Contents	N/A
Shelf Life	N/A

Instructions for Using Product	
Description of Use(s)	To provide storage and protection for unused FIS-007 catheters (CT-101 and CT-102).
Preparation for Use	N/A

Diagrams (drawings, pictures)	 <p style="text-align: center;">Figure 1</p>  <p style="text-align: center;">Figure 2</p>  <p style="text-align: center;">Figure 2a</p>  <p style="text-align: center;">Figure 2b</p>  <p style="text-align: center;">Figure 3</p>  <p style="text-align: center;">Figure 3a</p>
--------------------------------------	---

	 <p style="text-align: center;">Figure 3b</p>	 <p style="text-align: center;">Figure 4</p>
Steps for Use of Product	<ol style="list-style-type: none"> 1. Remove the lid from the base of the Storage & Protection Tray (Fig. 1). 2. Place the USB-C connector facing toward the front of the tray and the catheter into the outermost groove of the base. Lightly coil the catheter around the base of the tray and place the end of the catheter at the top of the tray. (Fig. 2, Fig. 2a, 2b). 3. If there are two (2) catheters, place the USB-C connector on the opposite side of the tray and follow Step 2 when placing the second catheter into the Storage & Protection Tray. (Fig. 3, Fig. 3a, 3b). 4. Replace the lid back onto the base, and (with light pressure) press down on the lid to close. (Fig. 4). <p>Note: The Storage & Protection Tray can hold two (2) catheters.</p>	
Interpretation of Test Results	N/A	
Contraindications of Test Results	N/A	
Documentation	N/A	
Special Warnings and Cautions	N/A	
Disposal	Dispose of in accordance with facility policy.	

Reprocessing Instructions	
Point of Use	N/A
Preparation for Decontamination	N/A
Disassembly Instructions	N/A
Cleaning – Manual	Wipe clean with a neutral pH detergent and warm water
Cleaning – Automated	N/A
Disinfection	Wipe all surfaces with an IPA wipe
Drying	N/A
Maintenance, Inspection, and Testing	N/A
Reassembly Instructions	N/A
Packaging	N/A
Sterilization	N/A
Storage	N/A
Additional Information	N/A
Related Healthmark Products	Flexible Inspection Scope- FIS-007U, FIS-007H
Other Product Support Documents	ProSys™ Brochure, ProSys™ Price List
Reference Documents	N/A
Customer Service Contact	Healthmark Industries Company, Inc. 18600 Malyn Blvd. Fraser, MI 48026 1-586-774-7600 healthmark@hmark.com hmark.com