




Instructions for Use: HotSpot Surface Safety Indicator

| | |
|--|---|
| Brand Name of Product | HotSpot Safe-to-Touch Indicator |
| Generic Name of Product | Indicator of safe/unsafe to touch a potentially hot surface |
| Product Code Number(s) | HS-101 |
| Purpose of Product | Heat indicator will let you know when it is safe to touch heated items. |
| Range of Applications for Product | Sterilizer carts, washer racks, and other items that are exposed to elevated temperatures during processing and are a potential safety risk to staff if handled with bare skin. |
| Key Specifications of Product | <ul style="list-style-type: none"> Liquid crystal thermometer which changes from green to black at 120°F and black to green at 115°F, temperatures considered safe to touch with bare skin. Adhesive backing allows mounting to various clean, smooth surfaces. |

| Shipping & Storage | |
|---|------------------------------|
| Shipping Conditions & Requirements | |
| Storage Conditions | |
| Packaging Contents | Packaged in a quantity of 50 |
| Shelf Life | |

| Instructions for Using Product | | | |
|--|---|---|---|
| Description of Use (s) | Indicator of safe-to-touch temperature for items exposed to elevated temperatures during processing. | | |
| Preparation for Use | <ol style="list-style-type: none"> Make sure surface to be applied to clean and dry. Select a perfectly smooth surface. Adhesive may not properly adhere to rough or uneven surfaces. | | |
| Diagrams (drawings, pictures) |  |  |  |
| | <i>Black circle indicates not safe-to-touch (above 120F)</i> | <i>Completely green circle indicates temperature safe-to-touch (below 115F)</i> | <i>Adhere to surface exposed to elevated temperatures during processing such as a sterilizer cart</i> |
| Steps for Use of Product | <ol style="list-style-type: none"> Peel the thermometer (HotSpot) from the release paper. Apply to a clean, dry surface at room temperature, ensuring that the indicator has adhered to the surface. If the HotSpot is black it indicates the item is 120° F or hotter and should not be handled without proper protection (i.e., heat proof mitt). When the item has cooled below 115°F, the HotSpot will turn green, and the name "Healthmark" can be read (Figure 2 and 3), indicating the item is safe to handle without protection. Always practice safety when working with items exposed to heat. | | |
| Interpretation of Results | | | |
| Contraindications of Test Results | | | |
| Documentation | | | |
| Special Warnings and Cautions | | | |
| Disposal | | | |

| Reprocessing Instructions | |
|--|--|
| Point of Use | |
| Preparation for Decontamination | |
| Disassembly Instructions | |
| Cleaning – Manual | |
| Cleaning – Automated | |
| Disinfection | |

| | |
|---|--|
| Drying | |
| Maintenance, Inspection, and Testing | |
| Reassembly Instructions | |
| Packaging | |
| Sterilization | Run with standard steam sterilization cycles only. Not to be used with extended cycles. |
| Storage | |
| Additional Information | HotSpots are designed for repeated sterilization cycles (but not extended cycles). Over time, the temperature sensitive liquid crystals will begin to lose their elasticity. What this means is the HotSpot will turn black when heated up, but when it cools down (below 115F) it will progressively turn "less green." Eventually, it will not turn color at all. When the degradation of color is noticeable (some green, but significant amount of black) it is recommended to replace the HotSpot with a new one. |

| | |
|--|--|
| Related Healthmark Products | Insulated Mitts and Gloves |
| Other Product Support Documents | ProSys™ Brochure, ProSys™ Price List |
| Reference Documents | <ul style="list-style-type: none"> • <i>ASTM C 1055-03 Standard Guide for Heated System Surface Conditions that Produce Contact Burn Injuries</i> • <i>ASTM C 1057-03 Standard Practice for Determination of Skin Contact Temperature from Heated Surfaces Using a Mathematical Model and Thermesthesiometer</i> |
| Customer Service Contact | Healthmark Industries Company, Inc 18600 Malyn Blvd. Fraser, MI 48026 1-586-774-7600 healthmark@hmark.com hmark.com |

2021-02-09 msmith