


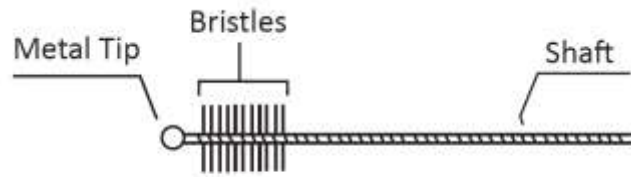


Instructions for Use: Instrument Tube Brushes

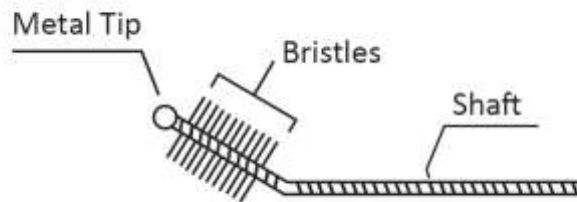
Brand Name of Product	Instrument Tube Brushes
Generic Name of Product	Instrument Tube Brushes
Product Code Number(s)	ITB-30-2, ITB-30-4, ITB-30-6, ITB-30-9, ITB-30-12, ITB-30-15 ITB-60-2, ITB-60-4, ITB-60-6, ITB-60-9, ITB-60-12, ITB-60-15.
Intended Use	Intended as a tool for the cleaning of internal lumens/channels of items.
Range of Applications for Product	Cleaning internal lumens/channels.
Key Specifications of Product	<ul style="list-style-type: none"> • Single-use • Available in a variety of sizes

Shipping & Storage	
Shipping Conditions & Requirements	
Storage Conditions	
Packaging Conditions	
Shelf Life	

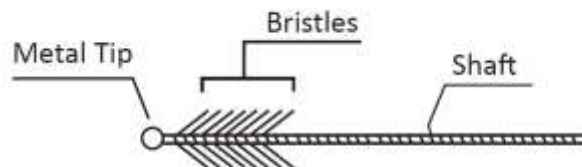
Instructions for Using Product	
Description of Use(s)	Intended as a tool for the cleaning of internal lumens/channels.
Preparation for Use	<ul style="list-style-type: none"> • Cleaning any cannulated item requires the use of the proper size cleaning brush in accordance with the manufacturer's IFU. • The Healthmark Brush Sizing Chart or similar type of tool may be used to select the proper diameter of the brush. The diameter of the brush should be greater than the channel to be cleaned to ensure effective contact with surfaces. • It is important to select a brush that is longer than the channel to ensure that the entire channel receives cleaning action. • All bristles must exit the distal tip of the item being cleaned. This is important because the brush bristles must be inspected after each pass through the lumens or channels to see if there is any remaining bioburden or debris on or in the bristles.  <ul style="list-style-type: none"> • It is also important to be sure the material composition of the brush bristles is suitable for the item to be cleaned. This should be in compliance with the manufacturer's IFU. • Brushes should be inspected prior to each use to be certain they are not damaged or have loose or missing or frayed bristles, or other signs of damage. If discrepancies are noted, the brush should be discarded and not used. • Brushes should be cleaned in between each pass through of an item if being passed through more than once. • After each pass through of the lumen/channel, inspect the brush and the shaft to ensure that no damage has occurred during that pass through. If you notice broken or matted bristles or kinked or damaged shafts, dispose of the brush and use a new one to complete the cleaning process of that item.
Diagrams (drawings, pictures)	



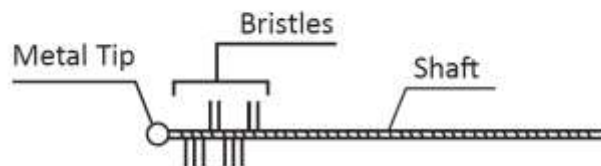
Normal Brush



Damage to the shaft



Fallen bristles



Loose or missing bristles

Steps for Use of Product	Consult the manufacturer's IFU of the item being cleaned and follow those instructions closely.
Interpretation of Results	
Contraindications of Test Results	
Documentation	
Special Warnings and Cautions	<ul style="list-style-type: none"> ● These brushes are intended for use as cleaning tools only. They are not for use in patient care. ● Wear proper PPE when cleaning contaminated items. ● The brushes are intended for single-use. A “use” should be defined by the healthcare facility upon a multidisciplinary risk assessment. A “use” might be: <ul style="list-style-type: none"> ○ Each item ○ Each set or case cart of instruments ○ Each shift or day the brush is used
Disposal	Because tube brushes are utilized to clean patient-used items, it is recommended to dispose of them in the biohazard container with other contaminated items.

Reprocessing Instructions

Point of Use	
Preparation for Decontamination	
Disassembly Instructions	
Cleaning – Manual	
Cleaning – Automated	
Disinfection	
Drying	
Maintenance, Inspection, and Testing	
Reassembly Instructions	
Packaging	
Sterilization	
Storage	
Additional Information	Healthmark cleaning brushes serve as a cleaning accessory for healthcare products and are not intended for use in medical procedures.

Related Healthmark Products	Brush Cleaning Tools
Other Product Support Documents	ProSys™ Brochure, ProSys™ Price List
Reference Documents	
Customer Service Contact	Healthmark Industries Company, Inc. 33671 Doreka Fraser, MI 48026 1-586-774-7600 healthmark@hmark.com hmark.com

2018-11-01 Ralph J Basile