







Intended Channel Diameter (mm)	Maximum Working Length (cm)	Healthmark Endoscope Brush (Item Number)	Diameter of Brush (mm)	Olympus Equivalent Brush	Olympus Reference Color Guide
1.0 mm - 1.5 mm	108 cm	CC2-100-200 <i>Savary Dilator</i>	2.0 mm	BW-7B BW-400B	White
1.0 mm - 1.5 mm	160 cm	CC2-165-200	2.0 mm	BW-7L BW-400L	White
1.0 mm - 1.5 mm	210 cm	CC2-200-200	2.0 mm	BW-400L	White
1.2 mm - 1.5 mm	55 cm	SU055-1215	2.0mm	BW-400B BW-7B	White
1.2 mm - 1.5 mm	75 cm	SU075-1215	2.0 mm	BW-7L BW-400L	White
1.2 mm - 1.5 mm	200 cm	SU200-1215 <i>Balloon Suction Channel Brush</i>	2.0 mm	BW-400L	White 
2.2 mm - 3.2 mm	230 cm	CC2-230-400	4.0 mm	BW-15B BW-201B	
2.6 mm - 3.2 mm	55 cm	SU055-2632	4.0 mm	BW-15B BW-201B	
2.8 mm - 4.2 mm	25 cm	CC2-025-600	5.5 mm	BW-15SH	
2.8 mm - 4.2 mm	230 cm	CC2-230-600	5.5 mm	BW-20T BW-201T	
5.0 mm - 7.0 mm	230 cm	CC-230-900	9.0 mm	BW-17K	

Diameter of Brush (mm)	Length (cm)	Healthmark Brush (Item Number)	Olympus Brush Size Equivalent
3.0 mm	5.4 cm	EMB-002 <i>Elevator Mechanism</i>	MAJ-1888
11.6 mm	8.4 cm	00711610 <i>Control Head</i>	MH-507 MAJ-1339
4.0 mm 12.0 mm	15.5 cm	3770 <i>Dual-Ended</i>	MH-507 MAJ-1339